
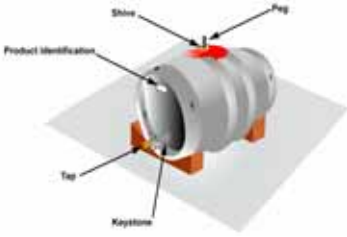




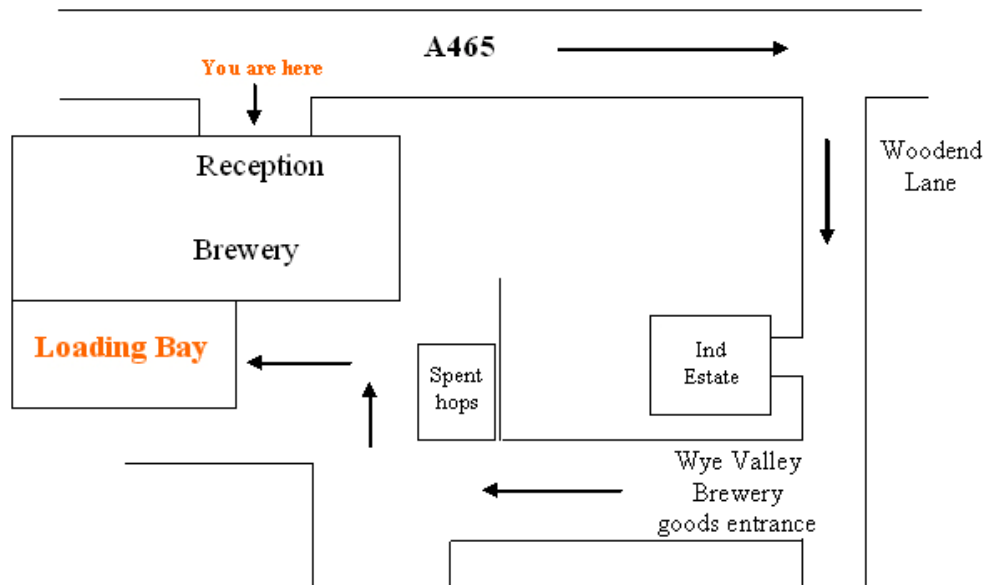
### Important Information for Party Beer Customers

Thank you for choosing Wye Valley Brewery beer for your party. Please read through the following instructions on how to maximise your enjoyment of our award winning beer:

CONTAINER TYPE	RACKED BRIGHT BEER (no sediment)	TRADITIONALLY RACKED BEER (contains sediment)
<p><b>POLYPIN</b></p> 	<ul style="list-style-type: none"> <li>• Store in a cool environment (10 – 12°C)</li> <li>• No need to settle</li> <li>• Break seal on tap immediately prior to dispense</li> <li>• Drink within 24 hours</li> </ul>	<ul style="list-style-type: none"> <li>• Store in a cool environment (10 – 12°C)</li> <li>• Allow to settle for 24 hours prior to dispense. Do not disturb whilst on dispense</li> <li>• Break seal on tap immediately prior to dispense</li> <li>• Drink within 72 hours</li> </ul>
<p><b>CASK</b></p> 	<ul style="list-style-type: none"> <li>• Store in a cool environment (10 – 12°C)</li> <li>• No need to settle</li> <li>• Stillage cask using chocks with shive and keystone vertically aligned</li> <li>• Immediately prior to dispense, vent cask using the hard spile to break the seal in the centre of the shive.</li> <li>• Drive tap firmly into the keystone using a wooden or rubber mallet</li> <li>• Remove hard spile to allow beer to flow out of the tap</li> <li>• For best results, drink within 24 hours</li> </ul>	<ul style="list-style-type: none"> <li>• Store in a cool environment (10 – 12°C)</li> <li>• Stillage cask using chocks with shive and keystone vertically aligned, and allow beer to settle for at least 24 hours prior to dispense</li> <li>• 24 hours prior to dispense, vent cask using the hard spile to break the seal in the centre of the shive. Drive tap firmly into the keystone using a wooden or rubber mallet</li> <li>• Remove hard spile prior to dispense to allow beer to flow from tap</li> <li>• For best results, drink within 72 hours.</li> <li>• If beer is not drunk in one session, replace hard spile hand tight to keep air off the beer whilst not on dispense.</li> <li>• Do not disturb cask whilst on dispense</li> </ul>

- **Collecting beer from the brewery:**

1. After paying for your beer, follow the directions below to the loading bay
2. Ring bell and wait for your beer to be brought to you
3. Do not wander around the brewery without a member of staff, there are forklift trucks in operation in this area



- **Returning casks and reclaiming deposit:**

1. Empty casks can be returned Monday – Friday (excluding bank holidays) 9am – 4.30pm. Please come to reception.
  2. You must return the cask(s), tap(s) and any chocks or other dispense equipment which were loaned to you in good working condition.
  3. We do not require the spiles back
  4. Failure to return these items could result in the forfeiture of your deposit, or a reduced deposit to cover the costs of any damage to the equipment
- 9 gallon casks weigh approximately 50 kg and should not be handled by one person
  - Wye Valley Brewery encourages sensible drinking ([www.drinkaware.com](http://www.drinkaware.com))